

OutdoorsMark



Safety Audit
CERTIFIED

Adventure Activities



ADVENTURE
SOUTHLAND LTD

CAMPS + ACTIVITIES

☎ 03 235 7191

📍 810 North Road, Invercargill

✉ info@adventuresouthland.co.nz

🌐 www.adventuresouthland.co.nz



School camp coming up? Save the hassle and bring in one of our qualified and experienced instructors to run your activities and make sure your class has fun while developing practical skills.

We also offer a variety of day-programmes and can facilitate unit standards. Whether it's a climbing trip, river safety or pushing your students with a day on our ropes course, we can cater to your group's needs in a fun, safe and supportive environment.

This booklet covers standard information about our school programmes, activities and facilities, but for any information regarding activities or locations not included here, please get in touch.





BORLAND LODGE

INSTRUCTED ACTIVITIES

Abseiling

20m Fixed Site - Based on the Borland Rd this is a 10 minute drive from the lodge.

Caving

Based 30 mins from Borland Lodge, Clifden Caves offer groups a unique caving experience.

For more information see www.doc.govt.nz/parks-and-recreation/places-to-go/southland/places/clifden-area

Kayaking

Flat Water Kayaking - Based 10 mins drive from the lodge, this is a large safe pond with plenty of room for the students to explore while learning basic kayak skills.

Rock climbing

12m Fixed Site - Based on the Borland Rd 10 mins drive from the lodge. There are a variety of climbs available from super easy to difficult.

5m Indoor Climbing Wall - based indoors at Borland, this is a great all weather facility.

Ultimate Archery

A cross between dodgeball and archery, this exhilarating game uses a bow and foam tipped arrows to eliminate your opponents. There are range of rule variations to bring out your competitive streak.

ADULT SUPERVISED ACTIVITIES

All adult supervisors will receive a full activity briefing from Adventure Southland staff prior to running activities.

ABL (Adventure-Based Learning)

A selection of ground-based activities designed to challenge groups and encourage them to work as a team and think outside the square. This activity can be run inside or outside.

Archery

Based on the grounds of the lodge.

Horizontal Bungy

Based on the grounds of the lodge.

Bush Craft

There is a great area for bivvy building/bush craft opposite the lodge.

Please note: Borland Lodge may provide additional activities.



BORLAND LODGE

Based 120km from Invercargill at the gateway to Fiordland National Park, Borland Lodge can sleep up to 150 people.

 03 225 5464

 347 Borland Road, Monowai

 www.borlandlodge.co.nz



TAUTUKU OEC

INSTRUCTED ACTIVITIES

Abseiling

9m rock face – Based 10 mins drive from the lodge.

Kayaking

Estuary/River – Based 10 mins drive from the lodge. Kayaking is conducted on sit on top kayaks and held on flat water which allows the students to learn basic kayaking while getting to explore and have fun.

ADULT SUPERVISED ACTIVITIES

All adult supervisors will receive a full activity briefing from Adventure Southland staff prior to running activities.

ABL (Adventure Based Learning)

This is a selection of ground-based activities designed to challenge groups and encourage them to work as a team and think outside the square. This activity can be run inside or outside.


Archery

Based on the grounds of the lodge.

Horizontal Bungy


Based on the grounds of the lodge.

Please note: Tautuku OEC may provide additional activities.



TAUTUKU OEC

Based 103km from Invercargill in the Caitlins, Tautuku Camp can sleep up to 82 people.

 03 415 8035

 Waipati, RD 2 Owaka 9586

 www.youthadventure.org.nz/camps/tautuku



OMAUI CAMP

INSTRUCTED ACTIVITIES

Bush Walking/Orienteering

Instructors can take bush walking groups, which start at the camp and make their way up Omaui Hill. During the walk, basic plant identification is taught, and at the top of the hill the group splits into smaller groups and follow a short orienteering/navigation course back to the assembly point.

Kayaking

Beach/Natural Pool – Based 5 mins walk from the Omaui camp. With the ever changing environment, Omaui now offers beach kayaking along with flat water kayaking in their natural salt/tidal pools. Kayaking is conducted on sit-on top kayaks, allowing students to learn basic kayak skills while having fun.

Tree Abseiling

12m tree – Based onsite at the camp. The 12m abseil tree gives students a chance to try abseiling in a very unique but safe environment.

ADULT SUPERVISED ACTIVITIES

All adult supervisors will receive a full activity briefing from Adventure Southland staff prior to running activities.

ABL (Adventure Based Learning)

This is a selection of ground-based activities designed to challenge groups and encourage them to work as a team and think outside the square. This activity can be run inside or outside.

Archery

Based on the grounds of the camp.

Horizontal Bungy

Based on the grounds of the lodge.

Bush Craft


Based on the grounds of the camp.

Please note: Omaui Camp may provide additional activities.



OMAUI CAMP

Based between Invercargill and Bluff. Omaui camp can sleep up to 45 people.

 03 218 9622

 159 Mokokoko Road, Omaui

 www.ymcasouth.org.nz/recreation-wellbeing/omaui-outdoor-camp/



ADVENTURE SOUTHLAND

INSTRUCTED ACTIVITIES

All activities at Adventure Southland are instructed by our friendly staff. Some activities do have size and weight limitations.

Field Archery

We have an archery range set up adjacent to our ropes course, offering two lanes and distances up to 30 metres, there is plenty of scope for personal challenge or friendly competition.

Ultimate Archery

A cross between dodgeball and archery, this exhilarating game uses a bow and foam tipped arrows to eliminate your opponents. There are range of rule variations to bring out your competitive streak.

ABL (Adventure Based Learning)

This is a selection of ground-based activities designed to challenge groups and encourage them to work as a team and think outside the square. This activity can be run inside or outside.

Teambuilding/Initiative Course

Similar to ABL but using fixed apparatus, this course is designed to encourage team building, communication and thinking outside the box to solve a series of problems based at ground level.

High Ropes*

Made up of various different challenges and reaching heights of up to 12m our high ropes course is designed to test everyone in a safe and fun environment.

Rock Climbing*

Our outdoor climbing wall offers 6 different climbs ranging of varying difficulties. The Adventure Southland climbing wall is a great introduction to climbing in a controlled environment.

Abseiling*

Standing at 12m high, our abseil tower allows students to face their fears and explore their personal limits.

Flying Fox*

Starting off on a 12m high ledge, the flying fox allows you to soar over the grounds of Adventure Southland for 65metres.

Flying Weka*

The flying weka is a great team building activity which involves using team work to pull one team member up into the air allowing them to "fly" whilst attached via a harness. The team member then re-joins the group and someone else becomes the "Weka".

Giant Swing*

No visit to Adventure Southland is complete without experiencing the giant swing. We will leave the rest to your imagination.



ADVENTURE SOUTHLAND

Based just 10 minutes drive from Invercargill at 810 North Rd, Lorneville.

 03 235 7191

 810 North Road, Invercargill

 www.adventuresouthland.co.nz